


Stanford Transportation
7:30am - 5pm (M-F), 650.723.9362, transportation@stanford.edu
Order parking permits online: transportation.stanford.edu/order

















- T** Time Limit Parking 20 Minutes
6am - 4pm, M-F (unless otherwise posted)
- P** Visitor Pay Parking
8am - 4pm, M-F (unless otherwise posted)
2, **3** or **4** hour time limits may apply.
Payment options may vary.
For more information, please refer to:
transportation.stanford.edu/how-purchase-visitor-parking
- V** Paid Valet Parking
5:30am - 5:30pm (900 Quarry Ext. ED) 24 hours
- R** Reserved & Paid Tour Group Parking Only
24 hours, 7 days
- ★** On-Street Bus Parking Only
24 hours, 7 days
- ◆** Motorcycle Permit Parking
24 hours, 7 days (unless otherwise posted)



- Event Parking**
For assistance, contact eventparking@stanford.edu
- L-96** Galvez Lot
Reserved event parking
 - E** Event Permit
6am - 4pm, M-F (unless otherwise posted)

- Commuter Parking**
6am - 4pm, M-F (unless otherwise posted)
- A** A Permit
 - C** C Permit
 - Z** Z Permit

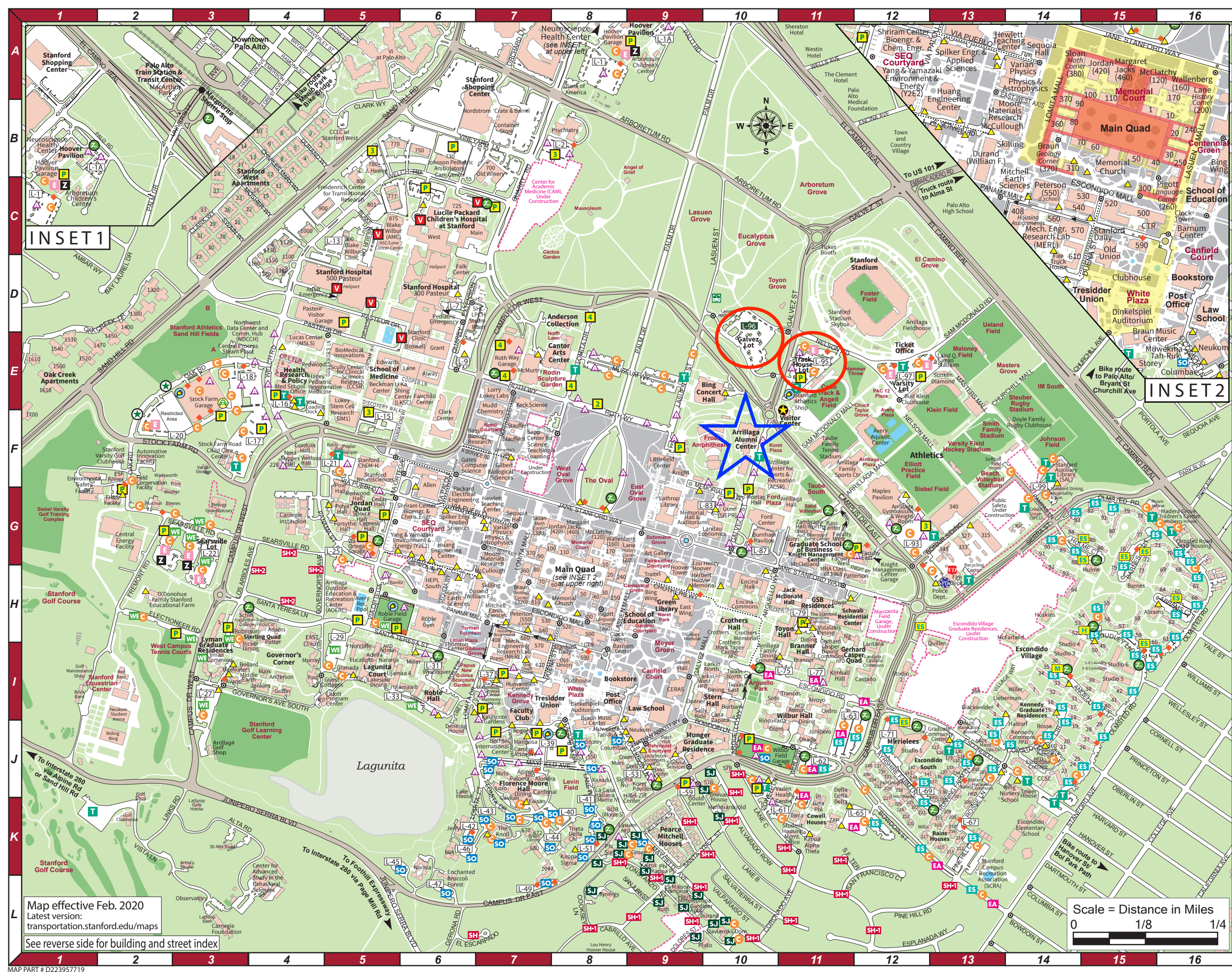
- Resident Parking & Loading**
24 hours, 7 days (unless otherwise posted)
- EA** EA Permit
 - SH** SH Permit
 - SO** SO Permit
 - ES** ES Permit
 - SJ** SJ Permit
 - WE** WE Permit
 - ES** ES Permit
 - ES** ES Loading
 - M** McFarland
 - H** Hoskins
 - ES** ES Loading

- Many lots are signed only at the entrance. In "shared" lots and spaces (e.g., those posted "EA or C") you may park with either permit designated.
- Disability Parking** 
- Any state-issued disability parking placard or plate is considered valid in any disabled, commuter, residential, metered or visitor parking space. Payment and observation of time limits is required in some locations as posted. For more information, please refer to: transportation.stanford.edu/ada

- L-#** Parking Lot Number
-  Visitor Center
650.723.2560
 -  Police Department
Emergency: 9-1-1 (9-9-1-1 from a campus phone)
police.stanford.edu
 -  Fire Department
Emergency: 9-1-1 (9-9-1-1 from a campus phone)
www.cityofpaloalto.org/fire
 -  Car Rental
650.833.8060
 -  Car-Sharing Vehicle
transportation.stanford.edu/zipcar
 -  Athletic Field
 -  Parking Garage Under Field
 -  Construction
 -  Pedestrian Zone / Restricted Vehicular Access
 -  Gate / Pneumatic Bollard / Restricted Access
 -  Electric Vehicle Charging Stations
 -  Service and Delivery Only
 -  Loading Zone
 -  One-Way Auto Traffic
 -  Truck Route
 -  Bike Roundabout

- Inset 2**
-  Vehicle Exclusion Zone
 -  No Parking Zone
- For more information on designated cart routes, cart parking, and other details related to pedestrian zone access, please refer to the **Pedestrian Zone Access Protocol and Map**: transportation.stanford.edu/pedzone
- Online Parking and Transportation Related Maps**
transportation.stanford.edu/maps
University Telephone Operator
650.723.2300

Map revised February 2020 by Maps & Records and Stanford Transportation.
COPYRIGHT © Board of Trustees of Stanford University.
Reproduction only with permission of the Office of Maps and Records.
All Rights Reserved.



Map effective Feb. 2020
Latest version:
transportation.stanford.edu/maps

See reverse side for building and street index

Scale = Distance in Miles
0 1/8 1/4

